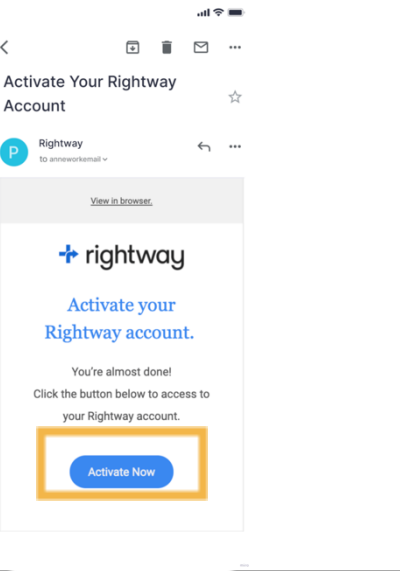
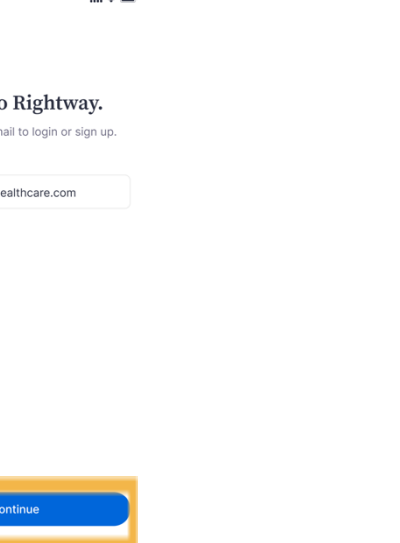


Rightway Registration Options and Instructions

This document outlines how to register your Rightway account (pages 1-3) and complete your health profile by November 30th, 2023 to earn the \$30 per pay period wellness credit on 2024 medical plan premiums (pages 4-5).

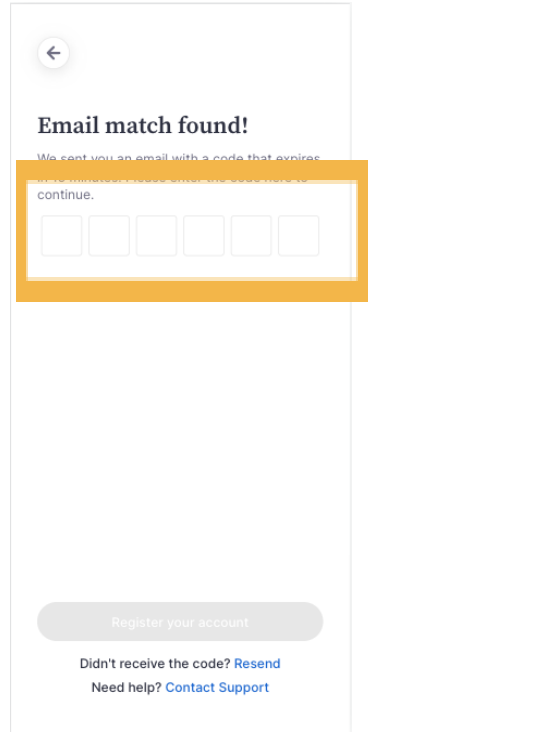
Registration Option 1

Associates enrolled in the OhioHealthy Plan (HDHP, PPO, or PPO Assist) will receive a registration email from Rightway and can register through this option. This is the quickest registration option. Look for the subject line: **(EXTERNAL) It's time to activate your Rightway account.** Although this appears as an external email, you should trust that it's safe to click the link to register and complete the Rightway Health Profile.

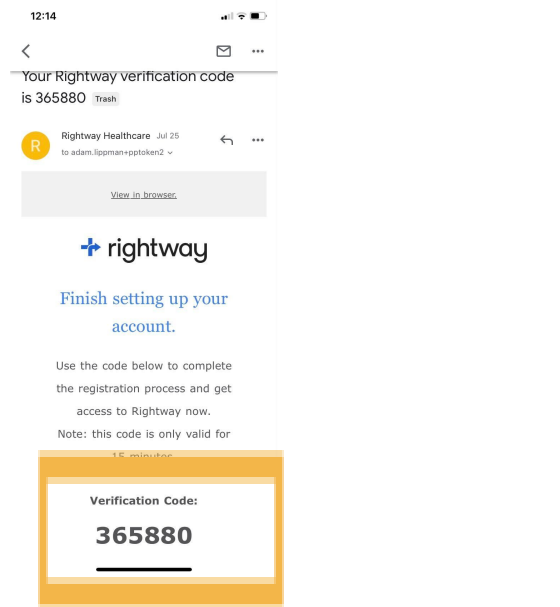
<p>Step 1: Open the registration email from Rightway and click "Activate Now"</p>	
<p>Step 2: Enter your email address and click "Continue"</p>	

Step 3: If Rightway has your email then you will receive an email from Rightway with a six-digit verification code to confirm your account. You will be redirected to the passcode verification screen to enter your passcode.

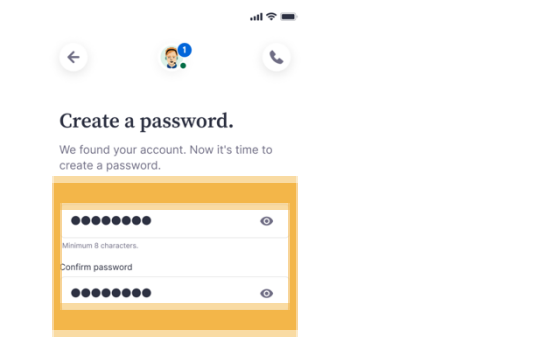
NOTE: Rightway will have the email that is listed in Workday. If you update your email in Workday it might take a few days to be processed and sent to Rightway.



Step 4: Go to your email, open the email from Rightway. You will see a verification code. Enter that code on the verification screen from Step 3.



Step 5: Create a password and click "Continue"



Registration Option 2

All OhioHealth associates and dependents can register this way. There are two flows for this registration option depending on if Rightway has your email address on file (labeled a and b below). Rightway will have the email address listed in Workday. You can always change your email once you register your account.

Step 1: If on a smartphone, download the Rightway app from the Apple app store or Google Play store. If on a computer or smartphone browser, go to member.rightwayhealthcare.com and click “Get Started”

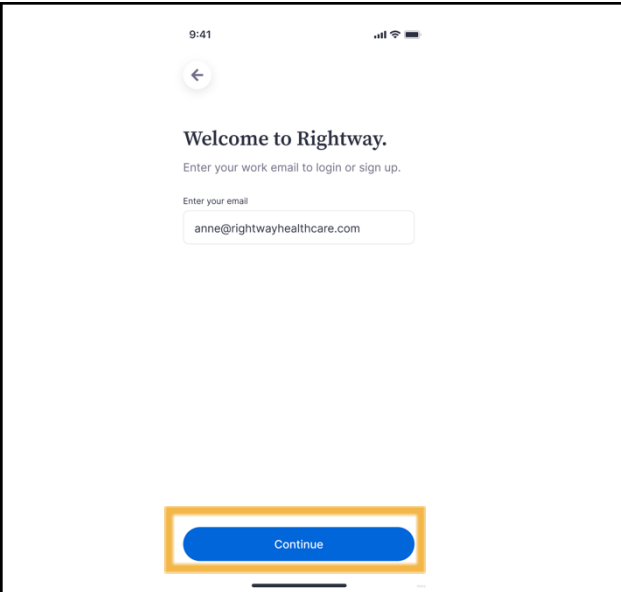
9:41



Welcome to Rightway.

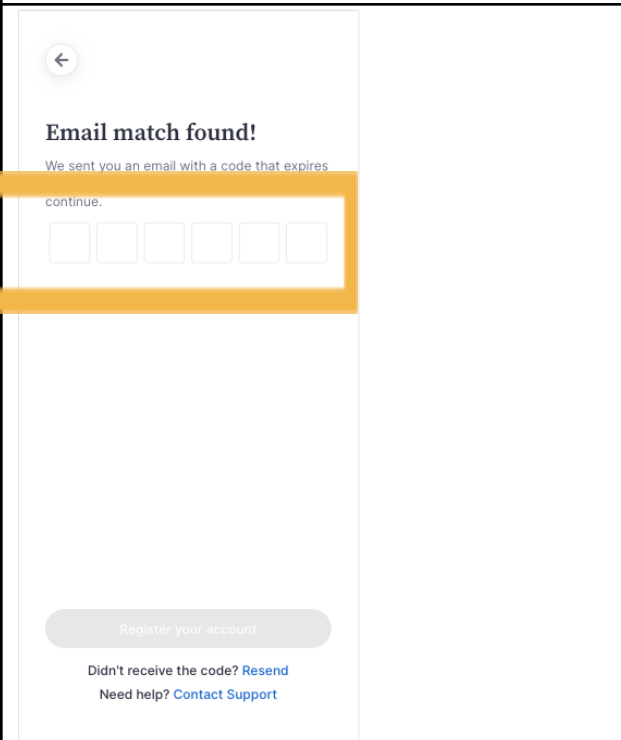


Step 2: Enter your email address and click “Continue”

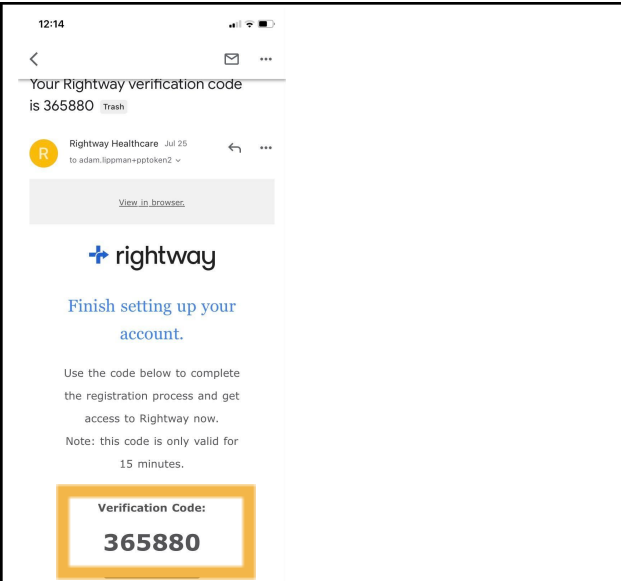


Step 3a: If Rightway has your email then you will receive an email from Rightway with a six-digit verification code to confirm your account. You will be redirected to the passcode verification screen to enter your passcode.

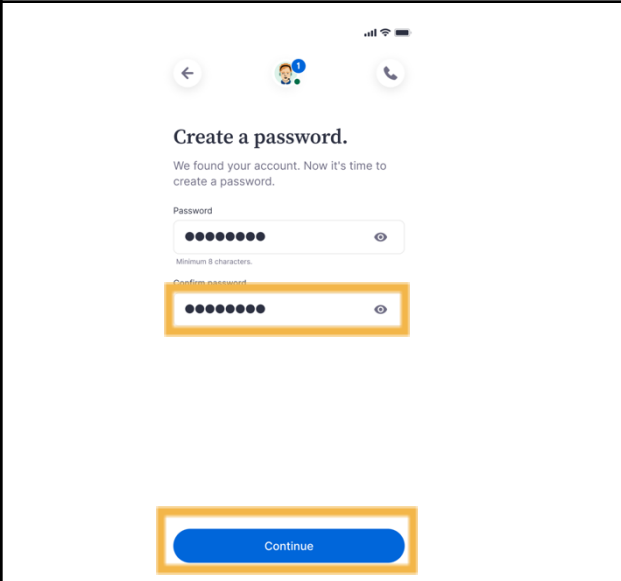
NOTE: Rightway will have the email that is listed in Workday. If you update your email in Workday it might take a few days to be processed and sent to Rightway.



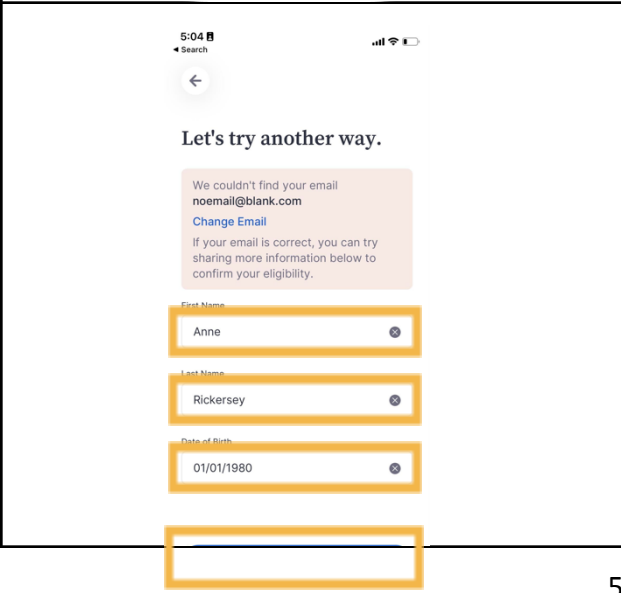
Step 4a: Go to your email, open the email from Rightway. You will see a verification code. Enter that code on the verification screen from Step 3.



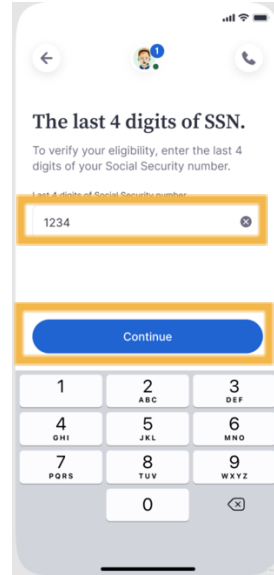
Step 5a: Create a password and click "Continue"



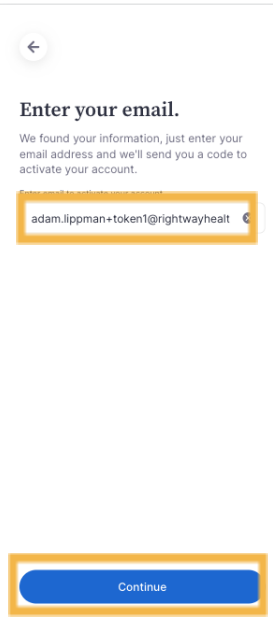
Step 3b: If Rightway doesn't have your email, you will need to enter your first name, last name, and date of birth and click "Continue". If your information doesn't match, you will be prompted to reach out for personal help from the Rightway support team.



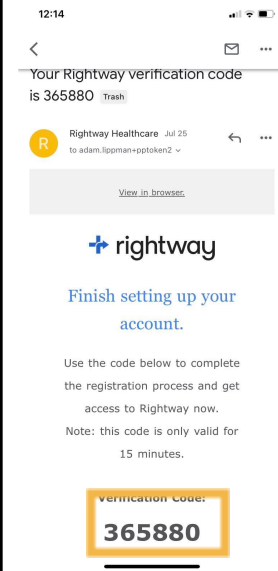
Step 4b: Enter the last 4 digits of your social security number and click “Continue”



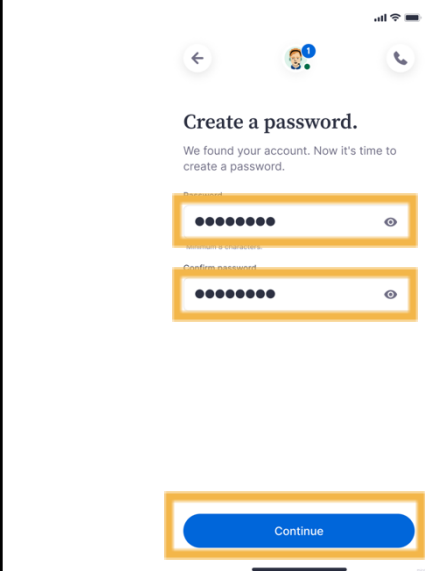
Step 5b: Enter your email address and click “Continue”. You will be redirect to a screen to enter a verification code.



Step 6b: Go to your email, open the email from Rightway. You will see a verification code. Enter that code on the verification screen from Step 5b.



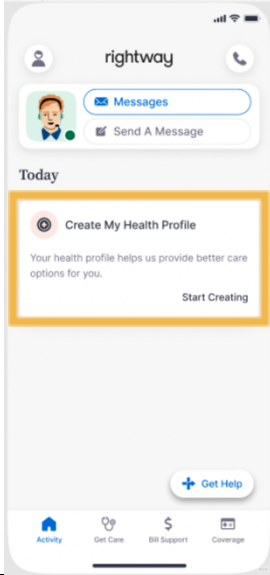
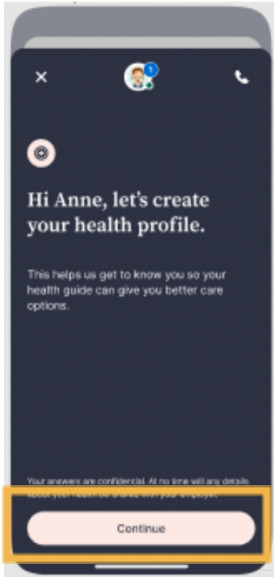
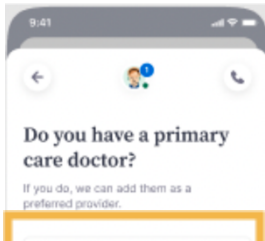
Step 7b: Create a password and click "Continue"



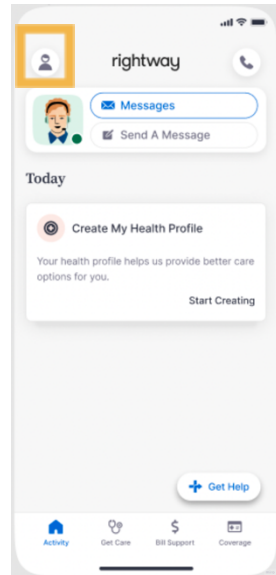
Completing health profile

Register with Rightway and complete a Health Profile by **November 30, 2023** to earn the 2023 credit amount of \$30 per pay/\$780 per year on your OhioHealthy Plan 2024 premium.

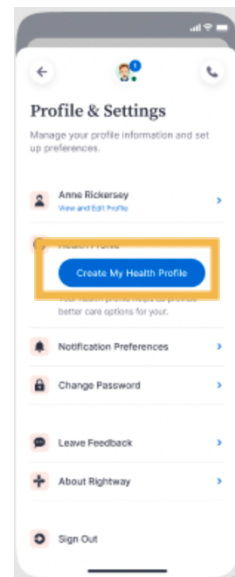
There are two flows to complete your health profile (labeled a and b below).

<p>Step 1a: Once you log-in, click the tile to “Create My Health Profile”</p>	
<p>Step 2a: Click “Continue”</p>	
<p>Step 3a: Complete each question in the health profile</p>	

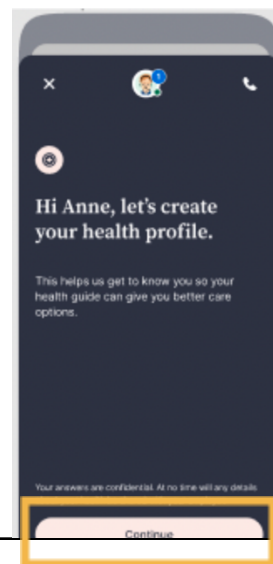
Step 1b: Go to settings by clicking the icon on the top left



Step 2b: Click "Create My Health Profile"



Step 3b: Click "Continue"



Step 4b: Complete each question in the health profile

